

Name _____

Date _____

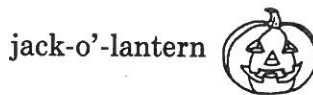
HALLOWEEN



© 1990 by Elizabeth Claire

HALLOWEEN: VOCABULARY BUILDING

I. Can you find these things in the picture?



© 1990 by Elizabeth Claire

II. Prepositions:

in

on

out of

in front of

behind

over

next to

III. Write the correct preposition on the line.

1. A witch is riding _____ a broom.

2. She is flying _____ the cemetery.

3. A cat is sitting _____ the witch.

4. A ghost is coming _____ a grave.

5. A jack-o'-lantern is _____ the fence.


6. An owl is sitting _____ a branch of a tree.

7. The jack-o'-lantern is _____ the tree.

8. A skeleton is sitting _____ a grave.

TRICK OR TREAT

1. October 31 is Halloween.



2. Children like Halloween.



3. Children wear costumes and masks.



4. They go to their neighbors' houses.



5. They knock on the door.



6. They say, "Trick or Treat!"



7. The neighbor gives them candy or money.



8. The children say, "Thank you."



TRICK OR TREAT: EXERCISES

I. Do you know these words? Find the words in the story. Draw a line under them. Copy the words. Write the meanings.

| | | |
|-----------|----------------|-----------|
| October | mask | give/gave |
| children | neighbors' | candy |
| like | knock | money |
| wear/wore | say/said | thank you |
| costume | trick or treat | Halloween |

II. Write the correct words on the lines:

October 31 is _____. Children _____ Halloween.
Children _____ costumes and masks. They go to their _____
houses. The children _____ on the door. They say, "_____!"
The neighbor gives them _____ or _____. The children
say _____."

III. Write the plural form for these words:

| <i>Singular</i> | <i>Plural</i> |
|-----------------|---------------|
| a. costume | _____ |
| b. mask | _____ |
| c. apple | _____ |
| d. pumpkin | _____ |
| e. door | _____ |
| f. neighbor | _____ |
| g. child | _____ |

HALLOWEEN COSTUMES: VOCABULARY BUILDING

I. Do you know these words? Find the words in the story. Draw a line under them. Copy the words. Write the meanings.

some
funny
beautiful
ugly

buy/bought
make/made
wear/wore
parade

sometimes
prize
best

II. Match:

1. clown _____

A



2. princess _____

B



3. monster _____

C



4. hobo _____

D



5. devil _____

E



6. rabbit _____

F



7. pumpkin _____

G




8. cowboy _____

H



HALLOWEEN SAFETY

1. Choose a safe mask. You need to see. You need to breathe.



2. Choose a safe costume. You need to walk. You need to sit.




3. Go to your friends' and neighbors' houses. Do not go to strangers' houses.



© 1990 by Elizabeth Claire

4. Be careful when you cross the street.



5. Do not go "trick or treating" alone. Go with your friends.



6. Take all of the treats home. Look at them very carefully.



7. Do not eat too much candy!



HALLOWEEN SAFETY: VOCABULARY BUILDING

- I. Do you know these words? Find the words in the story. Draw a line under them. Copy the words. Write the meanings.

safety

breathe

friend

safe

stranger

treats

choose

be careful

home

need

cross

too much

see/saw

alone

- II. Complete the sentences:

1. Choose a _____ mask. You _____ to see.
2. Choose a _____ costume. You need to _____.
3. You need to _____. You need to _____.
4. Go to the home of a neighbor or _____.
5. Don't go to the home of a _____.
6. Be careful when you _____ the street.
7. Do not go trick or treating _____.
8. Look at the _____ very carefully before you eat them.
9. Do not eat _____ candy.

HOW TO MAKE A JACK-O'-LANTERN


1. Buy a nice orange pumpkin.



2. Wash the pumpkin.




3. Put newspapers on the table.



4. Cut a large hole around the top. Use a sharp knife. Be careful.



5. Take out the seeds.



6. Cut out eyes, a nose, and a mouth.



7. Put a candle in the pumpkin.



8. Put the top on. Turn off the lights. Now you have a jack-o'-lantern! Ahhhh!



HOW TO MAKE A JACK-O'-LANTERN: EXERCISES

- I. Do you know these words? Find the words in the story. Draw a line under them. Copy the words. Write the meanings.

pumpkin

be careful

seed

wash

top

candle

newspaper

sharp

around

cut

knife

light

hole

take out/took out

- II. How do you make a jack-o'-lantern? What comes first? Write 1. What comes next? Write 2. Then write 3, 4, 5, 6, 7, and 8.

_____ Cut out eyes, a nose and a mouth.

_____ Wash the pumpkin.

 1 Buy a nice orange pumpkin.

_____ Cut a large hole around the top of the pumpkin.


_____ Put newspapers on the table.

_____ Take out the seeds.

_____ Turn off the lights.

_____ Put the top on the pumpkin.


- III. Draw a happy pumpkin, a sad pumpkin, and a scary pumpkin.



A HALLOWEEN GAME



1. Fill a big tub with water.



2. Put apples in the water.



3. Get down on your knees.




4. Put your hands behind your back.



5. Open your mouth. Try to get an apple.
Good luck!



6. This is called "bobbing for apples."



7. Now you need a towel.



8. You can eat the apple. Mmmmm. Delicious.